

RHP Aaron Nola
Louisiana St. Univ.
• 12-1 record
• 122 strikeouts




LHP Carlos Rodon
N.C. State
• 10-3 record
• 184 strikeouts




RHP Tyler Beede
Vanderbilt University
• 14-1 record
• 2.32 ERA




RHP Thomas Eshelman
Cal. St. Fullerton
• 12-3 record
• 3 walks in 115.6 IP



RHP Justin Garza
Cal. St. Fullerton
• 12-0 record
• 2.03 ERA



Relief David Berg
UCLA
• 24 saves
• 0.92 ERA



Relief Jonathan Holder
Mississippi St. Univ.
• 21 saves
• 1.65 ERA

First Team

(Final 2013 Statistics)

Pitchers

Pos	Player	School	W	L	ERA	G	GS	CG	SV	IP	H	BB	SO
RHP	Aaron Nola	Louisiana St.	12	1	1.57	17	17	5	0	126.0	83	18	122
LHP**	Carlos Rodon	N.C. State	10	3	2.99	19	19	3	0	132.3	94	45	184
RHP	Tyler Beede	Vanderbilt	14	1	2.32	17	17	0	0	101.3	64	63	103
RHP	Thomas Eshelman	Cal. St. Fullerton	12	3	1.48	17	16	2	0	115.6	86	3	83
RHP	Justin Garza	Cal. St. Fullerton	12	0	2.03	17	17	0	0	115.0	84	17	95
Relief	David Berg	UCLA	7	0	0.92	51	0	0	24	78.0	55	11	78
Relief	Jonathan Holder	Mississippi St.	2	0	1.65	34	0	0	21	54.6	33	17	90
Relief	Nick Burdi	Louisville	3	3	0.76	29	0	0	16	35.2	25	13	62

Position Players

Pos	Player	School	AVG	AB	R	H	2B	3B	HR	RBI	BB	SO	SB	
C	Kyle Schwarber	Indiana	.366	235	65	86	10	1	18	54	42	37	4	
1B	Casey Gillaspie	Wichita St.	.299	234	49	70	16	1	11	46	62	35	5	
2B	Ross Kivett	Kansas St.	.360	261	57	94	15	4	3	39	29	27	26	
3B	Dustin DeMuth	Indiana	.377	244	46	92	24	1	5	41	19	40	11	
SS	Trea Turner	N.C. State	.368	228	66	84	13	4	7	42	38	31	30	
OF	Michael Conforto	Oregon St.	.328	247	48	81	14	1	11	47	41	47	6	
OF	Bradley Zimmer	San Francisco	.320	203	48	65	12	3	7	37	29	31	19	
OF	D.J. Stewart	Florida St.	.364	225	50	82	25	2	5	59	38	40	8	
UT	Clinton Freeman	East Tenn. St.	Hitting: (.335, 10 HR, 18 2B, 57 RBI)					Pitching: (7-1, 8 SV, 3.04 ERA, 51 K)						

Second Team

** Projected National Player Of The Year

Pitchers

Pos	Player	School	W	L	ERA	G	GS	CG	SV	IP	H	BB	SO
RHP	Trent Thornton	North Carolina	12	1	1.37	29	6	0	8	91.3	69	19	81
LHP	Ryan Kellogg	Arizona St.	11	1	3.15	16	15	1	0	103.0	96	17	54
LHP	Harrison Musgrave	West Virginia	9	1	2.17	14	14	3	0	95.3	65	29	81
RHP	Andrew Moore	Oregon St.	14	2	1.79	19	18	3	1	131.0	93	28	72
LHP	Bryan Radziewski	Miami (Fla.)	9	3	1.78	15	14	2	0	91.0	53	30	109
RHP	Andrew Morales	U.C. Irvine	10	0	1.89	17	13	0	0	95.3	78	21	85
RHP	Luke Weaver	Florida St.	7	2	2.29	17	15	0	0	98.3	78	19	119
RHP	Zech Lemond	Rice	7	2	2.02	32	1	0	14	75.2	56	21	71
LHP	Matt Imhof	Cal Poly	7	3	2.74	16	16	1	0	101.6	95	30	95
RHP	Karson Whitson	Florida (Injured, 2012 stats)	4	0	3.51	14	10	0	0	33.3	37	18	20
RHP	Scott Baker	Ball St.	12	2	2.18	17	16	5	1	111.6	94	35	88
LHP	Ben Wetzler	Oregon St.	10	1	2.25	16	16	2	0	96.0	83	32	83
Relief	Ryan Thompson	Campbell	9	1	0.88	31	0	0	10	71.6	51	15	57
Relief	Ryan Burr	Arizona St.	4	2	2.20	31	0	0	12	45.0	21	23	60

Position Players

Pos	Player	School	AVG	AB	R	H	2B	3B	HR	RBI	BB	SO	SB	
C	Mark Zagunis	Virginia Tech.	.341	232	62	79	14	3	9	51	32	29	19	
C	Grayson Greiner	South Carolina	.298	205	32	61	10	2	4	38	24	28	5	
1B	Sam Travis	Indiana	.316	244	53	77	22	2	10	57	39	33	4	
1B	Conor Spencer	U.C. Irvine	.373	212	42	79	19	3	0	35	21	21	3	
2B	Conor Brown	James Madison	.341	179	44	61	12	3	9	47	30	29	3	
3B	Joey Pankake	South Carolina	.311	238	40	74	9	1	11	42	29	29	7	
SS	Alex Bregman	Louisiana St.	.369	282	59	104	18	7	6	52	24	25	16	
OF	Skye Bolt	North Carolina	.321	212	48	68	14	2	6	51	32	28	10	
OF	Dylan Davis	Oregon St.	.335	257	45	86	22	3	5	61	19	35	9	
OF/1B	Mike Papi	Virginia	.381	176	57	67	15	3	7	57	45	25	6	
UT	Drew Reynolds	East Carolina	Hitting: (.322, 13 2B, 22 RBI, 5 SB)					Pitching: (14 SV, 2.92 ERA, 28 AP, 36 K)						

Third Team

Pitchers

Pos	Player	School	W	L	ERA	G	GS	CG	SV	IP	H	BB	SO
RHP	Jeff Hoffman	East Carolina	(Top prospect Cape Cod League, 98 mph FB, 84 K at East Carolina, 3.20 ERA)										
RHP	Brandon Finnegan	Texas Christian	(98 mph FB, and he is expected to be high draft pick. Ks 86 hitters in 79 1/3 IP)										
LHP	Cole Irvin	Oregon	12	3	2.48	16	16	4	0	116.0	105	22	60
LHP	Garrett Cleavinger	Oregon	9	0	1.24	37	0	0	2	43.6	20	24	57
RHP	Daniel Gossett	Clemson	10	4	2.56	16	16	1	0	98.3	78	38	91
LHP	P.J. Conlon	San Diego	9	1	2.16	25	10	1	0	87.3	81	28	71
RHP	James Kaprielian	UCLA	0	0	1.55	34	0	0	2	40.6	19	24	53
RHP	Tommy Lawrence	Maine	11	3	2.32	16	15	6	0	104.6	95	25	78
LHP	Joey DeNato	Indiana	10	2	2.52	19	18	2	0	103.6	97	43	87
RHP	Dan Savas	Illinois St.	10	0	1.79	15	15	5	0	100.3	65	41	98
RHP	T.J. Renda	Alabama St.	9	1	2.19	14	13	4	0	94.6	73	14	85
Relief	Scott Schultz	Oregon St.	2	1	2.08	27	0	0	10	43.3	31	8	34
Relief	Trace Dempsey	Ohio St.	3	0	1.02	31	0	0	17	35.3	22	11	28
Relief	Jake Matthys	Kansas St.	9	2	2.05	34	1	0	9	61.3	46	9	44
Relief	Ross Mitchell	Mississippi St.	13	0	1.53	34	0	0	2	94.0	72	29	44
Relief	Matt Troupe	Arizona	6	0	3.29	29	0	0	9	38.3	30	24	49
Relief	Brian Miller	Vanderbilt	5	2	1.58	32	0	0	16	57.0	37	11	48
Relief	Travis Stout	Jacksonville St.	3	0	1.42	31	0	0	17	31.6	23	10	29

Position Players

Pos	Player	School	AVG	AB	R	H	2B	3B	HR	RBI	BB	SO	SB	
C	Brett Austin	N.C. State	.251	263	38	66	21	1	2	37	35	59	13	
C	Conor Joe	San Diego	.319	232	43	74	14	0	7	43	26	33	3	
1B	Cole Lankford	Texas A&M	.352	216	26	76	18	4	3	40	9	33	4	
1B	Zach Stephens	Tennessee Tech.	.336	229	59	77	17	1	15	71	38	74	0	
1B	Jacob Hoyle	Western Carolina	.310	213	40	66	16	2	11	52	16	52	1	
2B	Jason Blum	S.E. Missouri St.	.323	226	53	73	21	3	4	33	30	34	9	
3B	Alex Blandino	Stanford	.268	179	31	48	10	1	7	32	17	33	2	
3B	Taylor Sparks	U.C. Irvine	.360	222	38	80	11	4	10	50	6	40	7	
3B	Chesny Young	Mercer	.401	262	56	105	18	3	4	65	28	25	9	
SS	Aaron Attaway	Western Carolina	.363	267	68	97	15	5	12	54	16	34	12	
SS	Tyler Vaughn	Troy	.327	257	72	84	20	1	0	26	25	10	9	
SS	Luke Tandler	North Carolina A&T	.369	195	41	72	25	4	5	34	20	17	17	
OF	Brandon Downes	Virginia	.316	253	67	80	20	7	10	59	27	60	6	
OF	Derek Fisher	Virginia	.293	205	43	60	12	3	7	48	28	40	8	
OF	Matt Shortall	Texas-Arlington	.362	232	33	84	18	2	8	54	13	35	0	
OF	Michael Bishop	Jacksonville St.	.340	206	53	70	21	4	4	26	26	41	17	
OF	Caleb Adams	La.-Lafayette	.339	189	49	64	9	1	16	55	28	46	3	
UT	Josh Dezze	Ohio St. (2012 stats)	Hitting: (.306, 5 HR, 9 2B, 33 RBI)					Pitching: (7 SV, 1-2, 2.86 ERA)						
UT	Ashton Perritt	Liberty	Hitting: (.343, 6 HR, 7 2B, 18 SB)					Pitching: (10 SV, 2.09, 22 AP, 37 K)						
UT	A.J. Reed	Kentucky	Hitting: (.280, 13 HR, 8 2B, 52 RBI)					Pitching: (2-8, 4.04 ERA, 52 K, BB)						



Relief Nick Burdi
Univ. of Louisville
• 16 saves
• 0.76 ERA



C - Kyle Schwarber
Indiana University
• .366 batting avg.
• 18 homers

PRE-SEASON



2014

NCAA Division I

All-Americans

As chosen by Collegiate Baseball



1B - Casey Gillaspie
Wichita St. University
• 11 homers
• 16 doubles



2B - Ross Kivett
Kansas St. Univ.
• .360 batting avg.
• 15 doubles



3B - Dustin DeMuth
Indiana University
• .377 batting avg.
• 24 doubles

